



# Heated Massage Eye Mask

DCEEMH1

➔ User Guide

## Specifications

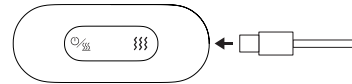
Input	5V/2A (USB)
Heating Level	High (149°F / 65°C)
	Medium (131°F / 55°C)
	Low (113°F / 45°C)
Massage Mode	Vitality Mode
	Soothing Mode
	Sleep Mode
Product Size	11.81*3.62 inch / 30*9.2 cm

## Package Includes

- 1 x Eye Mask
- 1 x Power Cord
- 1 x Storage Bag
- 1 x Spray Bottle
- 2 x Earplug
- 1 x User Manual

## Operation Instructions

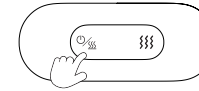
1. Insert the power cord into the USB-C port on the eye mask.



2. Insert the USB plug into the 5V/2A power supply (power bank, power adapter, laptop, etc.). All buttons will light up for 2 seconds and then go out.

3. Press and hold the power button for 2 seconds to turn on the eye mask. Press the power button to switch heating levels from High (vibrates three times with red light on), Medium (vibrates twice with blue light on), and Low (vibrates once with green light on). Press the button again to turn off the heating function.

※The heating function will automatically turn off after 30 minutes without further operation. Restarting it will default to the last heating level.※

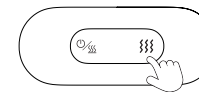


4. When the eye mask is turned on, press the massage button to switch from Vitality mode (vibrates three times with red light on), Soothing mode (vibrates twice with blue light on), and Sleep mode (vibrates once with green light on). Press the button again to turn off the massage function.

※The massage function will automatically turn off after 15 minutes without further operation. Restarting it will default to the last used mode.※

※ The heating function and massage function can work independently or simultaneously.※

※The eye mask will shut down 15 minutes after both heating and massage functions are turned off.※



## Tips For Using Eye Mask

1. Fill the included spray bottle with clean water and spray it on the side that comes into contact with the eyes, then turn on the heating mode to experience the steam eye mask. It is recommended to spray no more than 3 times for each use.

2. We recommend you to choose the appropriate heating level based on your eye tolerance. Making your eyes feel warm is beneficial to promoting blood circulation around your eyes. High-temperature heating (over 149°F / 65°C) for long-time use (more than 30 minutes each use) is not recommended because it may cause damage

to your eyes.

3. For a quieter environment, you can use the included earplugs when sleeping.

## Precautions

1. Washing is not recommended. Wipe and clean the surface of the eye mask with wet wipes
2. There is silicone on the side that comes into contact with the face. Do not use the eye mask if you are allergic to silicone.
3. If the silicone cover outside the massage vibrator is damaged, do not continue to use the product.

## Warranty

- Dr. Prepare products are covered by a 12-month limited warranty from the original purchase date. If any problems occur, please contact our support team.
- We only provide after-sales services for products that are sold by Dr. Prepare or retailers and distributors authorized by Dr. Prepare. If you have purchased your unit from other channels, please contact your seller for more information about return and warranty.

## Customer Support

- If you have any questions or concerns, please send us an email at support@drprepare.com

Name: Sea&Mew Accounting Ltd  
Address: Electric Avenue Vision 25, London, Enfield EN3 7GD  
Contact Person: Billy Han  
Tel: +44 7399648608  
E-mail: info@seamew.net



Name: Sea&Mew Consulting GmbH  
Address: Mittenhuber Straße 4, 92318 Neumarkt  
Contact Person: Yuan Li  
Tel: +49 15224685061  
E-mail: Compliance.EU@outlook.com



Manufacturer/Importer: Dr Prepare Global Limited  
Address: HK, 999077, HONGKONG, CANTON RD TST KLN, RM 803 LIPPO SUN PLAZA 28  
Contact Person: Michelle Guo  
Tel: +86 152 6258 8612

